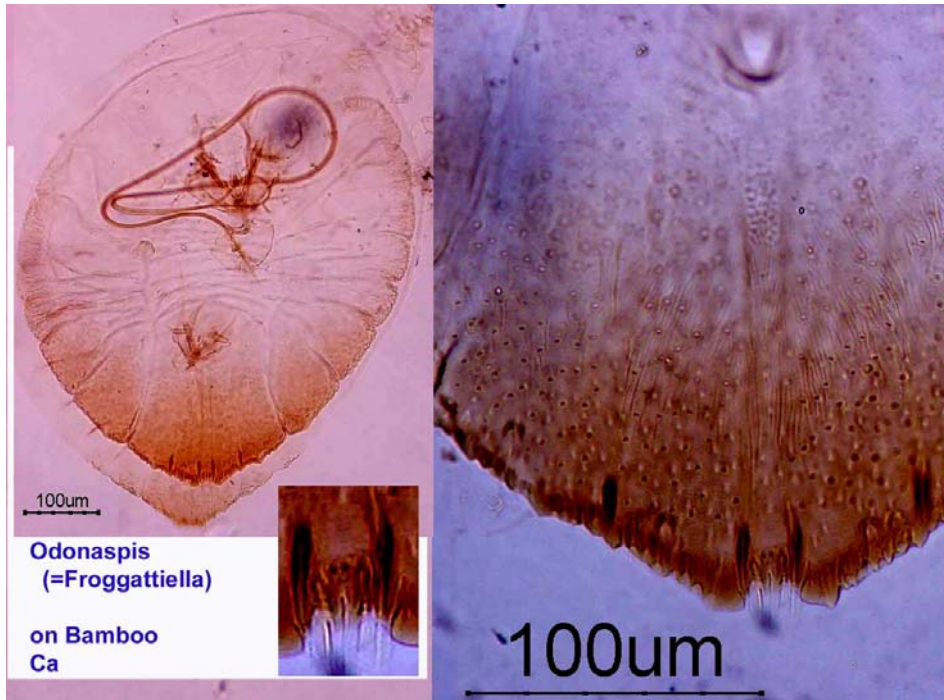
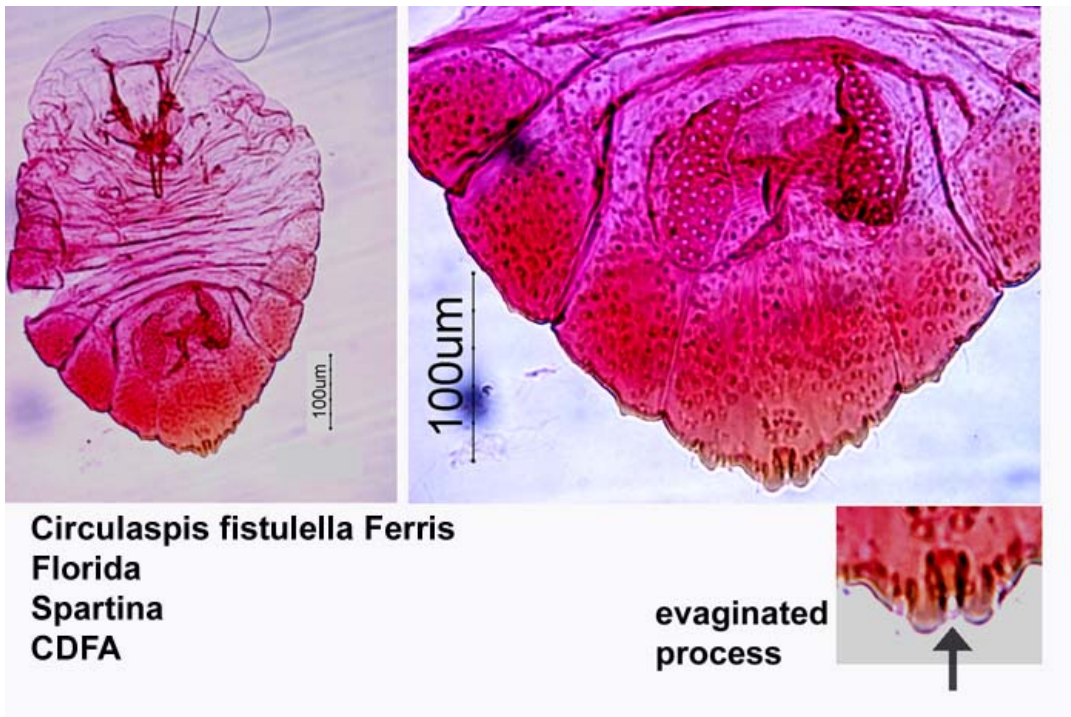


KEY TO THE ODONASPIDINI GENERA OF THE DIASPIDIDAE

1. Comb of setae present between median lobes. Invaginated tube absent between median lobes.....
*Odonaspis (Froggattiella) pencillatum*

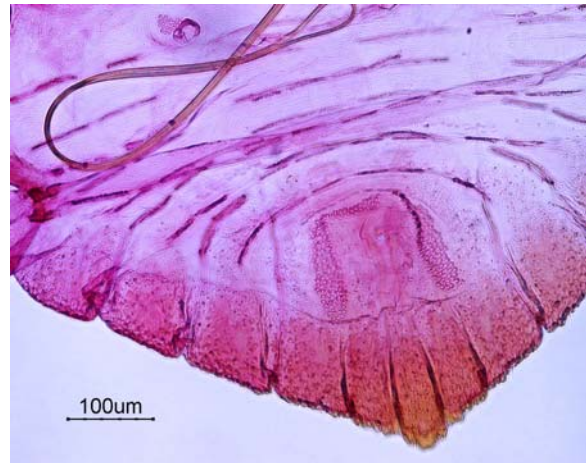


- 1' Comb of setae absent. With or without invaginated tube between median lobes2
2. Pygidium with an apical evaginated tube or with paired evaginated pouches bearing an internal brush of ducts.....*Circulaspis*



KEY TO THE ODONASPIDINI GENERA OF THE DIASPIDIDAE

- 2' Such invaginated structures absent; pygidium normally with two pairs of marginal sclerites (sometimes only one pair) indicating the intersegmental junctures of the 8th, 7th, and 6th abdominal segments; dorsum of the 5th and preceding abdominal segments commonly with well delimited paratergal areas.....[Odonaspis](#)



References & Bibliography :

1. PRINCIPLES OF CLASSIFICATION OF THE ARMORED SCALE INSECTS (HOMOPTERA, COCCOIDEA, DIASPIDIDAE) 1965 BY N.S.BORKSHENIUS.
2. "Atlas of the Scale Insects of North America" by G. F. Ferris 1937-1942.
3. "World Crop Pests Armored Scale Insects" Volume 4A and 4B W. Helle.
4. All images by PPQ (J. Dooley). Specimens provided by CDFA, PPQ, and ARS (Systematic Entomology Lab).

John Dooley