

# Mycterothrips salicis

## Distinguishing features

Both sexes fully winged. Body, legs and antennae light brown, tarsi yellow, tibiae yellowish distally also antennal segment III and base of IV; fore wings shaded. Antennae 8-segmented; segment I with paired dorso-apical setae; segments III–IV each with apex scarcely narrowed, sense cone forked; V broad at apex and VI broad at base, VIII longer than VII. Head slightly wider than long; eyes with a few weakly pigmented facets; 3 pairs of ocellar setae, pair III long, arising within ocellar triangle. Pronotum with 2 pairs of long posteroangular setae, two pairs of posteromarginal setae, 12–18 discal setae. Mesonotum without campaniform sensilla anteromedially; median pair of setae near posterior margin. Metanotum irregularly reticulate medially; median setal pair near anterior margin, no campaniform sensilla. Meso- and metathoracic spinula both strongly-developed. Fore wing with 2 setae on distal half, near apex, second vein with about 13 setae. Abdominal tergites without ctenidia or craspeda; II–VII with no sculpture lines medially, no microtrichia on lateral sculpture lines but a fringe of microtrichia on posterior margin laterally; tergites VI–VIII with median setal pair more than 0.5 as long as median length of tergite, VIII with complete comb of long, fine microtrichia; IX with 2 pairs of campaniform sensilla, X with short median split. Sternites without discal setae, setae S1 on VII arising at margin. Male similar to female but smaller; Antennae 8-segmented, similar in form to female; sternites without discal setae or pore plates.

## Related species

The genus *Mycterothrips*, with 27 species worldwide, is primarily but not exclusively Holarctic (Masumoto & Okajima 2006). Five species are known from Europe, with two more in the wider Mediterranean area (zur Strassen 2003). In contrast to *consociatus*, the antennae of *salicis* are not sexually dimorphic, and the pronotum of females bears many fewer discal setae than in *consociatus*.

## Biological data

Feeding and breeding on leaves, particularly on *Salix* and *Populus* [Salicaceae], but probably pupating at ground level.

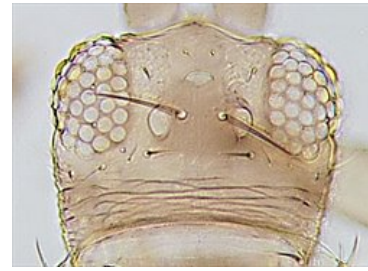
## Distribution data

Although found across the length of England it is not commonly collected. Records are geographically discontinuous, being mainly in the south but also the far north with only Worcestershire and the York area in between (Mound *et al.*, 1976; Collins, 2021a). This species appears to have a Euro-Siberian distribution, but has also been recorded from North America (Quebec, New York, and Illinois) (zur Strassen, 2003).

## Family name

THRIPIDAE - THRIPINAE


## Species name



Head



Head



Pronotum



Antenna



Meso & metanotum

*Mycterothrips salicis* (Reuter)

### Original name and synonyms

*Thrips salicis* Reuter, 1879: 220

*Physopus ulmiflorum* var. *bicolor* Uzel, 1895: 123

*Taeniothrips salicis* f. *fusca* Priesner, 1922: 69

*Taeniothrips salicis* f. *adusta* Priesner, 1925: 311

*Taeniothrips salicis* f. *pulchra* Hukkinen, 1936: 31

*Taeniothrips decoratus* Pelikan, 1965: 99

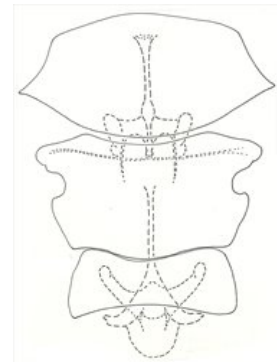
### References

Collins DW (2021a) Noteworthy recent records of species of Thripidae (Thysanoptera) in Great Britain. *British Journal of Entomology and Natural History* **34**: 169–191.

Masumoto M & Okajima S (2006) A revision of and key to the world species of *Mycterothrips* Trybom (Thysanoptera, Thripidae) *Zootaxa* **1261**: 1–90.

Mound LA, Morison GD, Pitkin BR & Palmer JM (1976) Thysanoptera. *Handbooks for the Identification of British Insects* **1** (11): 1–79.


zur Strassen R (2003) Die terebranten Thysanopteren Europas und des Mittelmeer-Gebietes. *Die Tierwelt Deutschlands* **74**: 1–271.



Meso & metathoracic furcae



Female tergites



Tergites VIII-IX