

Thrips tabaci

Distinguishing features

Both sexes fully winged. Adult females vary greatly in size and colour, from small and yellow to large and dark brown, depending on temperature during development (the yellow form is rare in Britain, more common in southern Europe; in Britain, females are usually predominantly brown, but sometimes mottled yellow-brown with the median antennal segments bicoloured); ocellar pigment usually grey, never red; fore wings pale. Antennae 7-segmented; segments III–IV each with short forked sense cone; VII short. Head wider than long, with 2 pairs of ocellar setae; pair III small, arising on anterior margins or just within ocellar triangle; postocular setae pairs I–III about equal to ocellar setae III. Pronotum with 2 pairs of posteroangular setae; posterior margin with 3 (or 4) pairs of setae. Mesonotum without anterior pair of campaniform sensilla; median setae far ahead of posterior margin. Metanotum irregularly reticulate medially with lines converging to midpoint at posterior margin; median setae short, arising behind anterior margin; campaniform sensilla absent. Fore wing first vein usually with 4 (varying 2–6) setae on distal half; second vein with about 15 setae. Abdominal tergite II with 3 lateral marginal setae; V–VIII with paired ctenidia, on VIII posteromesad to spiracles; tergite VIII posteromarginal comb complete, microtrichia long and slender; tergite IX with only one pair of campaniform sensilla, X with median split; pleurotergites without discal setae, with closely spaced rows of fine ciliate microtrichia. Sternites without discal setae.

Males usually rare, small and yellow; tergite VIII with marginal comb represented by few irregular microtrichia; sternites III–V with narrow transverse pore plate about 6 times as wide as long.

Related species

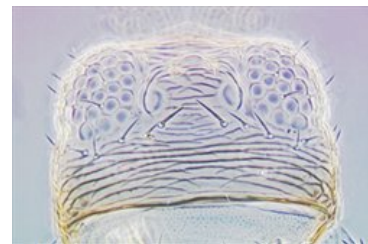
Thrips tabaci is unusual within the genus in lacking red pigment around the ocelli, and is usually easily recognized by the closely spaced rows of ciliate microtrichia on the pleurotergites, although the latter character state is shared with *Thrips euphorbiicola* and *Thrips origani*. The genus *Thrips* is the second largest genus in the Thysanoptera, and currently includes, worldwide, over 300 species. All members of genus *Thrips* lack ocellar setae I on the head, and they all have ctenidia on tergite VIII posteromesad to the spiracles. Other characters, such as number of antennal segments, number of setae on the fore wing veins, and number of discal setae on the sternites are variable between species (Palmer, 1992; Nakahara, 1994; Mound & Masumoto, 2005).

Biological data

Feeding and breeding, also often pupating, in the flowers and on the leaves of its host plants. It is highly polyphagous, and can be predatory on small mites on leaves. Widespread outdoors in Britain, where it is found on numerous types of plant (Morison, 1957). Economically, the Onion Thrips is particularly associated with *Allium*



Female



Head



Head & pronotum



Antenna

species, but it also breeds on many other vegetable crops, including carrots and cabbages. Until the arrival of *Frankliniella occidentalis*, the Onion Thrips was the primary pest thrips of commercial glasshouse production in Britain.

Distribution data

Originally from the Eastern Mediterranean area, the Onion Thrips is found everywhere in Britain, including across the island of Ireland (Mound *et al.*, 1976; O'Connor, 2008), and also throughout Europe. It has been distributed around the world wherever onions and garlic are grown.

Family name

THRIPIDAE - THRIPINAE

Species name

Thrips tabaci Lindeman

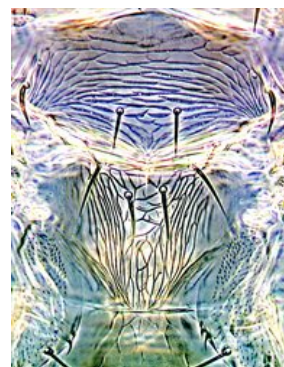
Original name and synonyms

- Thrips tabaci* Lindeman, 1889: 61
- Limothrips allii* Gillette, 1893: 15
- Thrips communis* Uzel, 1895: 176
- Thrips communis* var. *annulicornis* Uzel, 1895: 177
- Thrips communis* var. *pulla* Uzel, 1895: 177
- Thrips communis* var. *obsoleta* Uzel, 1895: 187
- Thrips bremnerii* Moulton, 1907: 59
- Parathrips uzeli* Karny, 1907: 48
- Thrips bicolor* Karny, 1907: 49
- Thrips brachycephalus* Enderlein, 1909: 441
- Thrips hololeucus* Bagnall, 1914: 24
- Thrips adamsoni* Bagnall, 1923: 58
- Thrips debilis* Bagnall, 1923: 60
- Thrips mariae* Cotte, 1924: 2
- Thrips frankeniae* Bagnall, 1926: 654
- Thrips seminiveus* Girault, 1926: 1
- Thrips tabaci* f. *irrorata* Priesner, 1927: 436
- Thrips tabaci* f. *nigricornis* Priesner, 1927: 436
- Thrips tabaci* f. *atricornis* Priesner, 1927: 437
- Thrips dorsalis* Bagnall, 1927: 576
- Thrips shakespearei* Girault, 1927: 1
- Thrips indigenus* Girault, 1929: 29
- Thrips dianthi* Moulton, 1936: 104
- Ramaswamiahiella kallarensis* Ananthakrishnan, 1960: 564

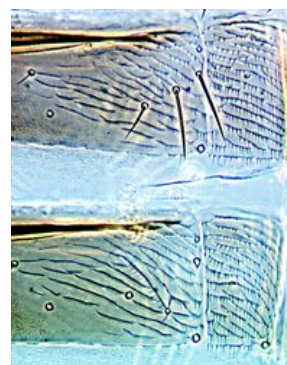
References

Morison GD (1957) A review of British Glasshouse Thysanoptera. *The Transactions of the Royal Entomological Society of London* **109** (16): 467–534.

Mound LA & Masumoto M (2005) The genus *Thrips* (Thysanoptera, Thripidae) in Australia, New Caledonia and New Zealand. *Zootaxa* **1020**: 1–64.



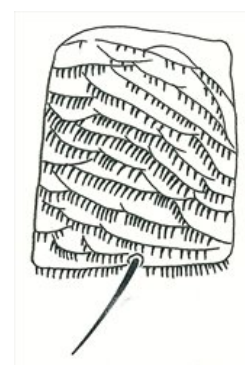
Meso & metanota



Pleurotergites V-VI



Tergites VII-X



Pleurotergite II

Mound LA, Morison GD, Pitkin BR & Palmer JM (1976) Thysanoptera. *Handbooks for the Identification of British Insects* 1 (11): 1–79.

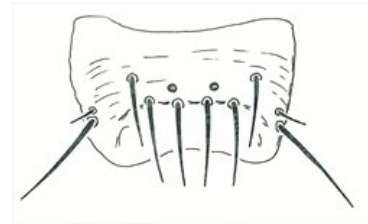
Nakahara S (1994) The genus *Thrips* Linnaeus (Thysanoptera: Thripidae) of the New World. *United States Department of Agriculture. Technical Bulletin* 1822: 1–183.

O'Connor JP (2008) A review of the Irish thrips (Thysanoptera). *Irish Naturalists' Journal* 29: 20–24.

Palmer JM (1992) *Thrips* (Thysanoptera) from Pakistan to the Pacific: a review. *Bulletin of the British Museum (Natural History) Entomology Series* 61 (1): 1–76.



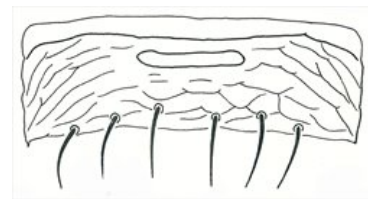
Tergites VII-IX



Male tergite IX



Fore wing



Male sternite V