

Hoplandrothrips bidens

Distinguishing features

Females fully winged. Body and femora brown, tarsi as well as the bases and apices of tibiae yellow; antennal segments III–VI bicoloured with bases variably yellow; fore wings faintly shaded medially. Antennae 8-segmented, segment III with 3 sense cones, IV with 4 sense cones; VIII narrowed to base. Head longer than wide, wider across convex cheeks than across eyes, cheeks with up to 6 small, stout setae; postocular setae long and capitate, wide apart; maxillary stylets retracted to postocular setae, close together medially. Pronotum without sculpture medially; with 4 pairs of long capitate major setae, anteromarginal setae small; prosternal basantra absent. Fore tarsal tooth well-developed. Metanotum weakly reticulate medially. Fore wing weakly constricted medially, with 10–14 duplicated cilia. Abdominal tergite I, the pelta, elongate with lateral wings, tergites II–VII with two pairs of curved wing-retaining setae; tergite IX setae S1 weakly capitate, more than half as long as tube.

Male similar to female, but postocular setae longer, cheek setae stouter; large males with pair of tubercles on inner apex of fore femora, fore tibiae with tubercle on inner margin; tergite IX setae S2 short and stout; sternite VIII with irregular circular pore plate medially.

Related species

There are 117 species listed in *Hoplandrothrips* from around the world, with nine from Europe of which two are recorded in Britain. *Hoplandrothrips bidens* and *ellisi* have been repeatedly synonymised and revalidated as species (Morison, 1947-1949; Mound, 1968); their true relationship remains uncertain. They were most recently separated by zur Strassen (1982a), but the character states that he used do not satisfactorily identify many individuals. Furthermore, there is considerable variation in body size within and between populations, and the associated allometric patterns of growth. Nevertheless, despite this polymorphism, there is a pattern of two dominant sets of character states equating to zur Strassen's species division. See *Hoplandrothrips ellisi* for an outline of these distinguishing characters.

Biological data

Breeding on dead branches, and presumably feeding on fungal hyphae.

Distribution data

Populations and individuals that equate to zur Strassen's concept of *H. bidens* have been recorded from Kent and Sussex. Otherwise, widespread across Europe from Norway as far south as Iran.

Family name

PHLAEOTHIRIPIDAE - PHLAEOTHIRIPINAE

Species name

Hoplandrothrips bidens (Bagnall)

Original name and synonyms

Acanthothrips bidens Bagnall, 1910: 374

Hoplandrothrips collinsi Bagnall, 1914: 37

Phloeothrips (Hoplandrothrips) tridens Priesner, 1914: 195

Phloeothrips bagnallianus Priesner, 1923: 101

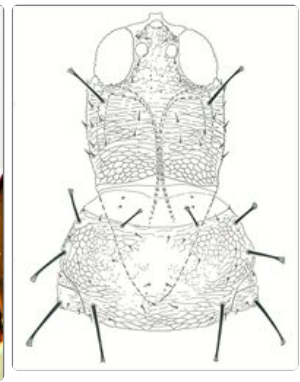
Phloeothrips unidens Priesner, 1923: 101

Phloeothrips parvulus Bagnall, 1927: 584

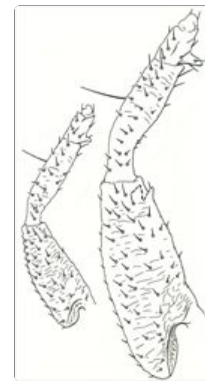
Phlaeothrips bidens f. *simplex* Priesner, 1964: 184



Head & pronotum



Head & pronotum



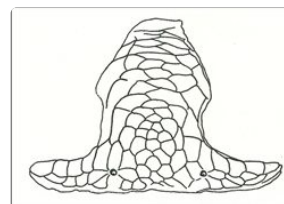
Antenna Fore legs of small and large males



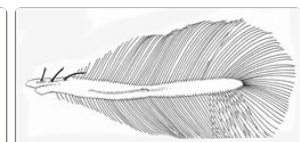
Pelta & tergites II-III



Male tergites IX-X



Pelta



Fore wing

References

Morison GD (1947–1949) Thysanoptera of the London area. *London Naturalist, Supplement* **26**: 1–36; **27**: 37–75; **28**: 76–131.

Mound LA (1968) A review of R. S. Bagnall's Thysanoptera collections. *Bulletin of the British Museum (Natural History) Entomology Supplement* **11**: 1–181.

zur Strassen R (1982a) Holz- und rindenbewohnende Fransenflügler (Thysanoptera) an zersägtem Pappelholz im Rheinland. *Entomologische Zeitschrift* **92**: 113–123.