

Kakothrips pisivorus

Distinguishing features

Both sexes fully winged. Female dark brown, tarsi and antennal segment III yellow; fore wing dark with base paler. Antennae 8-segmented; segments III-IV each with forked sense cone, VIII scarcely longer than VII. Head about as long as wide, not projecting in front of eyes; 3 pairs of ocellar setae present, pair III as long as inter-ocular distance, arising between posterior ocelli; postocular setae pair I absent, pair IV about 3 times as long as diameter of one hind ocellus. Pronotum with 5 pairs of major setae; anteromarginal setae shorter than anteroangulars; posterior margin without a pair of minor setae medially between posteromarginal submedian setae. Metanotum with median setae close to anterior margin, campaniform sensilla present. Fore wing with 2 complete rows of veinal setae. Fore tarsus with triangular tooth at apex of pulvillus. Abdominal tergites VI-VIII with pair of weakly developed ctenidia, on VIII anterolateral to spiracle; tergite VIII with posteromarginal comb of fine microtrichia that arise from triangular bases. Sternites III-VII without discal setae, VII with posteromarginal setal pair S1 arising well in front of margin.

Male similar to female but smaller with abdomen more slender; tergite VIII with irregular but complete posteromarginal comb, ctenidia on VIII arising on paired lateral projections anterior to the spiracles; sternites III-VII each with large transverse pore plate.

Related species

The European genus *Kakothrips* is closely related to *Frankliniella*, but the seven species all have a tooth on the fore tarsal pulvillus, and the S1 setae on sternite VII of females arise in front of the sternite margin. Specimens of *K. pisivorus* lack a pair of minor setae medially on the posterior margin of the pronotum (Mound *et al.*, 1976; Marullo & Ravazzi, 2016), although these setae are inadvertently suggested as being present by zur Strassen (2003, Fig. 367: as *K. robustus*).

Biological data

Known as the Pea Thrips, and feeding and breeding in flowers, although apparently pupating at soil level. This species is recorded from the flowers of many different species of Fabaceae, in genera such as *Pisum*, *Lathyrus*, *Vicia*, *Lotus*, and *Phaseolus*.

Distribution data

Recorded from England as far north as the Lake District, but has not been collected in either Scotland or Wales (Mound *et al.*, 1976). Moreover, although included in the Irish checklist by O'Connor (2008), that record was based on an unsubstantiated report (Morison, 1957). In Europe it is widespread from northwest to southeast, and then onwards to Syria and Iran. Much European literature refers to the species under its junior synonym of *K. robustus* (Uzel) (Collins, 2010a).


Family name

THRIPIDAE - THRIPINAE

Species name

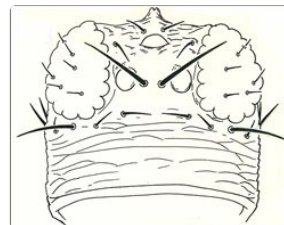
Kakothrips pisivorus (Westwood)

Original name and synonyms

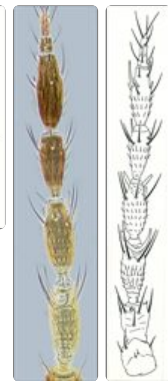


Female

Head & pronotum



Head



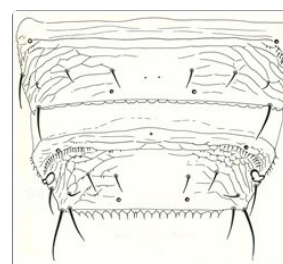
Antenna Antenna



Meso & metanota



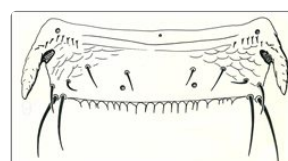
Female tergite VIII



Female tergites VII-VIII




Fore tarsus



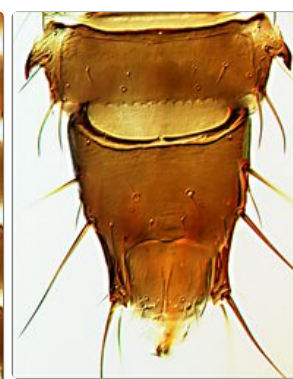
Male tergite VIII



Fore wing



Male sternites



Male tergites VIII-IX

Thrips pisivorus Westwood, 1880: 206

Physopus robusta Uzel, 1895: 104

References

Collins DW (2010a) Thysanoptera of Great Britain: a revised and updated checklist. *Zootaxa* **2412**: 21–41.

Marullo R & Ravazzi G (2016) The first micropterous species of the southern European genus *Kakothrips* (Thysanoptera: Thripidae). *Zootaxa* **4067** (4): 460–462.

Morison GD (1957) A review of British Glasshouse Thysanoptera. *The Transactions of the Royal Entomological Society of London* **109** (16): 467–534.

Mound LA, Morison GD, Pitkin BR & Palmer JM (1976) Thysanoptera. *Handbooks for the Identification of British Insects* **1** (11): 1–79.

O'Connor JP (2008) A review of the Irish thrips (Thysanoptera). *Irish Naturalists' Journal* **29**: 20–24.

zur Strassen R (2003) Die terebranten Thysanopteren Europas und des Mittelmeer-Gebietes. *Die Tierwelt Deutschlands* **74**: 1–271.