

Mycterothrips consociatus

Distinguishing features

Both sexes fully winged. Body, legs and antennae light brown, tarsi yellow, tibiae yellowish distally; fore wings shaded.

Antennae 8-segmented; segment I with paired dorso-apical setae; segments III–IV each with narrowed apex, sense cone forked; VI narrowed at base, VIII longer than VII. Head slightly wider than long; eyes with a few weakly pigmented facets; 3 pairs of ocellar setae, pair III long, arising within ocellar triangle.

Pronotum with 2 pairs of long posteroangular setae, two pairs of posteromarginal setae, 24–30 discal setae. Mesonotum without campaniform sensilla anteromedially; median pair of setae near posterior margin. Metanotum irregularly reticulate medially; median setal pair near anterior margin, no campaniform sensilla. Meso- and metathoracic spinula both well-developed. Fore wing with 2 setae on distal half, near apex, second vein with about 15 setae. Abdominal tergites without ctenidia or craspeda; II–VII with no sculpture lines medially, no microtrichia on lateral sculpture lines; tergites VI–VIII with median setal pair more than 0.5 as long as median length of tergite, VIII with complete comb of long, fine microtrichia; IX with 2 pairs of campaniform sensilla, X with short median split. Sternites without discal setae, setae S1 on VII arising in front of margin.

Male similar to female but smaller; Antennae 8-segmented, segment VI longer than combined length of I–V, with numerous long setae but without microtrichia; sternites with discal setae, but without pore plates.

Related species

The genus *Mycterothrips*, with 27 species worldwide, is primarily but not exclusively Holarctic (Masumoto & Okajima, 2006). Five species are known from Europe, with two more in the wider Mediterranean area (zur Strassen, 2003). *M. consociatus* is one of the species in this genus in which the antennae are sexually dimorphic, in contrast to the other two species recorded in Britain, *latus* and *salicis*.

Biological data

Feeding and breeding on leaves, but probably pupating at ground level. In Britain found particularly on *Betula* [Betulaceae], but in Europe it has also been recorded from *Alnus* and *Corylus* [Betulaceae], as well as *Salix* species [Salicaceae].

Distribution data

In Britain taken rarely, mostly in southeast England but also Norfolk and Yorkshire (Mound *et al.*, 1976; Collins, 2011). This species appears to have a Euro-Siberian distribution, extending to China and Japan (Mirab-balou *et al.*, 2011).

Family name

THRIPIDAE - THRIPINAE

Species name

Mycterothrips consociatus (Targioni-Tozzetti)

Original name and synonyms

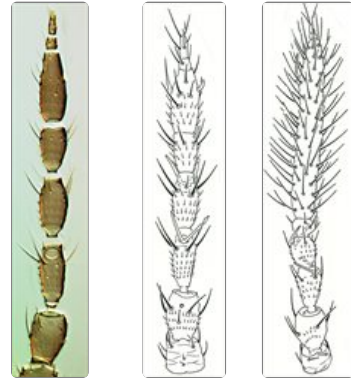
Thrips (*Euthrips*) *consociatus* Targioni-Tozzetti, 1887: 425

Physopus ulmifoliorum var. *obscura* Uzel, 1895: 123

Physopus ulmifoliorum var. *gracilicornis* Coesfeld, 1898: 472

Physothrips ulmifoliorum var. *schillei* Priesner, 1914: 192

Taeniothrips ulmifoliorum f. *trisetosa* Priesner, 1922: 69



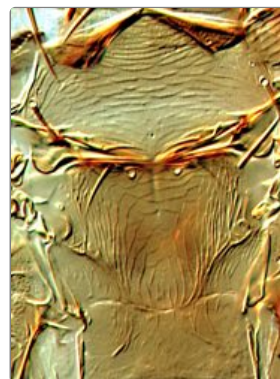
Female antenna Female antenna Male antenna



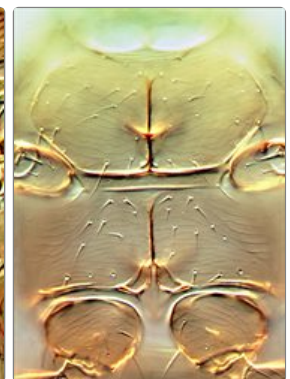
Antennal segments I-III




Head & thorax



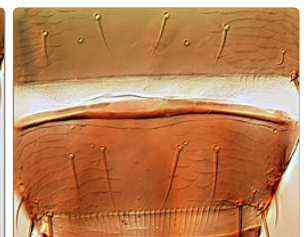
Meso & metanota



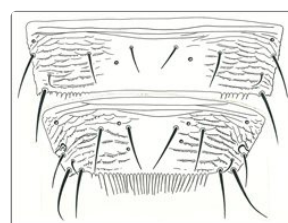
Meso & meta spinula



Tergites VIII-X



Tergites VII-VIII



Tergites VII-VIII



Fore wing



Male

Taeniothrips ulmifoliorum f. *pallens* Priesner, 1922: 69

Rhopalandrothrips ulmifoliorum f. *curticornis* Priesner, 1926: 332

References

Collins DW (2011) The Thysanoptera of Thorne and Hatfield Moors. *Thorne and Hatfield Moors Papers* 8: 79–85.

Masumoto M & Okajima S (2006) A revision of and key to the world species of *Mycterothrips* Trybom (Thysanoptera, Thripidae) *Zootaxa* 1261: 1–90.

Mirab-balou M, Tong X, Feng J & Chen X (2011) Thrips (Thysanoptera) of China. *Check List* 7: 720–744.

Mound LA, Morison GD, Pitkin BR & Palmer JM (1976) Thysanoptera. *Handbooks for the Identification of British Insects* 1 (11): 1–79.

zur Strassen R (2003) Die terebranten Thysanopteren Europas und des Mittelmeer-Gebietes. *Die Tierwelt Deutschlands* 74: 1–271.