

Megalurothrips



Generic diagnosis

Female macropterous. Head scarcely wider than long; maxillary palps 3-segmented; eyes with five weakly pigmented facets; ocellar setae I present; setae III elongate; five pairs of postocular setae. Antennae 8-segmented, segment I with paired dorso-apical setae, III and IV with elongate forked sense cones, III–VI with some microtrichia on both surfaces; VI with base of sense cone elongate. Pronotum with two pairs of long posteroangular setae; four pairs of posteromarginal setae. Mesonotum with median pair of setae near posterior margin; campaniform sensilla present. Metanotum weakly reticulate; median pair of setae at anterior margin; campaniform sensilla present. Fore wing first vein with short gap in setal row near apex, 13–15 basal and 2 distal setae; second vein with many setae equally spaced; clavus with five veinal and one discal setae; posteromarginal fringe cilia wavy. Prosternal ferna not divided; basantra membranous, without setae; prospinasternum broad and transverse. Mesosternum with sternopleural sutures complete; endofurca with spinula. Metasternal endofurca without spinula. Tarsi 2-segmented. Tergites without craspeda or ctenidia; VIII with irregular group of microtrichia anterolateral to each spiracle; VIII with posteromarginal comb present laterally but not medially; tergite IX with two pairs of campaniform sensilla, MD setae present; X with longitudinal median split incomplete. Sternites without craspeda or discal setae; III–VII with three pairs of posteromarginal setae, II with two pairs; sternite VII with S1 setae at or anterior to posterior margin; laterotergites without discal setae.

Male similar to female; tergite IX posterior margin usually with a pair of short stout setae laterally, often with paired small marginal tubercles medially; sternites without pore plates.

Biological data

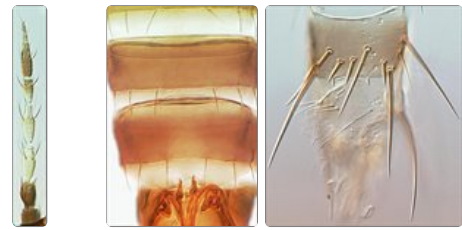
Apparently breeding only in the flowers of Fabaceae, including many crops of cultivated beans as well as some tree species in the family Fabaceae.

Distribution data


This is an Old World genus, with most described species being from Asia, although two of them have been introduced and established in Florida. Several of the species described from China are possibly unrecognised synonyms (Mirabalou *et al.*, 2014).

Nomenclatural data


Megalurothrips Bagnall, 1915: 589. Type species *Megalurothrips typicus* Bagnall, 1915, by monotypy.



typicus antenna *typicus* sternites VI-VII *typicus* male tergite IX



usitatus female *usitatus* head & pronotum



usitatus antennal segments V-VIII *usitatus* sternites VI-VII



usitatus male tergite IX

haopingensis fore wing

Although 14 species are listed in this genus (ThripsWiki, 2018), the significance of some of the 11 listed from China that were based only on females remains in doubt. For example, *longus* was based only on males that have the same character states as the type species:

basisetae Han & Cui, 1992: 424 (433)
distalis (Karny, 1913: 122). (*Taeniothrips*)
equaletae Feng, Chao & Ma, 1999: 261.
flaviflagellus Mirab-Balou, Yang & Tong, 2014: 382.
formosae (Moulton, 1928: 298). (*Taeniothrips*)
guizhouensis Zhang, Feng, & Zhang, 2004: 165.
haopingensis Feng, Chao & Ma, 1999: 262.
longus Hu QL & Feng JN, 2019: 279.
peculiaris (Bagnall, 1918: 206). (*Physothrips*)
typicus Bagnall, 1915: 590.
usitatus (Bagnall, 1913: 293). (*Physothrips*)

Relationship data

Thripidae sub-family Thripinae: this is a diverse group involving more than 230 genera. *Megalurothrips* is closely related to *Odontothrips*, with which it shares structural and biological characteristics, although the base of the sense cone on antennal segment VI is smaller in *Megalurothrips* than in *Odontothrips* species. The members of these two genera have a pair of dorso-apical setae on the first antennal segment, and include many species that can be securely identified only if males are available (Palmer, 1987).

References

- Mirab-Balou M, Yang S-L & Tong X (2014) Description of a New Species of the Genus *Megalurothrips* (Thysanoptera: Thripidae) from China. *Entomological News* 123 (5): 380–386.
- Palmer JM (1987) *Megalurothrips* in the flowers of tropical legumes: a morphometric study. In Holman J, Pelikan J, Dixon AFG & Weismann L. [eds] *Population structure, genetics and taxonomy of aphids and Thysanoptera*. The Hague (SPB Academic Publishing): 480–495.
- ThripsWiki (2020). *ThripsWiki - providing information on the World's thrips*. <http://thrips.info/wiki/Main_Page>