

# Dictyothrips



## Generic diagnosis

Female macropterous. Head wider than long, reticulate with markings inside the reticles; maxillary palps 3-segmented; eyes with six weakly pigmented facets; ocellar setae I present; setae III between the posterior ocelli and shorter than diameter of an ocellus; four or five pairs of postocular setae. Antennae 8-segmented, segment I without paired dorso-apical setae, III and IV with short forked sense-cones, III–VI with prominent rows of microtrichia on both surfaces, VI constricted sharply to basal pedicel. Pronotum reticulate, all setae small; six pairs of posteromarginal setae. Mesonotum with anteromedian campaniform sensilla; median setal pair far from posterior margin. Metanotum reticulate, median setae small and behind anterior margin; campaniform sensilla present. Fore wing veins with setae small and widely spaced; clavus with four veinal and one discal setae; posteromarginal fringe cilia wavy. Prosternal ferna weakly divided; basantra membranous, without setae; propinasternum broad and transverse. Mesosternum with sternopleural sutures complete; endofurca with spinula. Metasternal endofurca without spinula. Tarsi 2-segmented.

Tergites reticulate, II–VIII with translucent craspedum, S1 setae small and not close together; IX with two pairs of campaniform sensilla, marginal setae stout and shorter than tergite length; X with complete split. Sternites II–VI with one to five irregularly arranged discal setae; craspeda absent; III–VII with three pairs of marginal setae, II with two pairs, S1 on VII arising in front of margin.

Male similar to female; tergite IX without stout setae medially; sternites III–VIII with small circular pore plate medially.

## Biological data

Collected from various herbaceous plants, and reported to be a vector of a tospovirus on *Polygonum* spp. [Polygonaceae] in Italy (Ciuffo *et al.*, 2010).

## Distribution data

Recorded in Europe from northern Italy to Denmark and eastwards to Siberia (zur Strassen, 2003), and also from Inner Mongolia in China (Zhang *et al.*, 2018).

## Nomenclatural data

*Dictyothrips* Uzel, 1895: 157. Type species *Dictyothrips betae* Uzel, 1895, by monotypy.

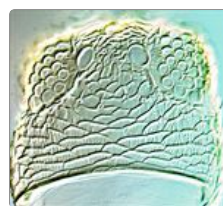
Only one species is known in this genus (ThripsWiki, 2020), and this has been recorded from northern China.

*betae* Uzel, 1895: 158.

## Relationship data



*betae* antenna




*betae* head




*betae* pro, meso & metanota



*betae* tergites VII-X



*betae* tergites V-VI



*betae* sternite VII

Thripidae sub-family Thripinae: this is a diverse group involving more than 230 genera. *Dictyothrips* is unusual amongst the 40 genera that comprise the *Anaphothrips* complex in that the only species has a craspedum on tergites II–VIII and a few discal setae medially on the sternites.

## References

Ciuffo M, Mautino GC, Bosco L, Turina M & Tavella L (2010) Identification of *Dictyothrips betae* as the vector of *Polygonum* ring spot virus. *Annals of Applied Biology* **157**: 299–307.

Masumoto M & Okajima S (2017) *Anaphothrips* genus-group: key to world genera, with two new species and three new records from Japan (Thysanoptera, Thripidae). *Zootaxa* **4272** (2): 201–220.

Zhang SM, Wang ZH, Li YJ & Mound LA (2018) One new species, two generic synonyms and eight new records of Thripidae from China (Thysanoptera). *Zootaxa* **4418** (4): 370–378.